


GTA 17-02-019

**VISUAL SIGNALS
FOR ARMOR
FIGHTING VEHICLES
(COMBINED ARMS)**



DISTRIBUTION RESTRICTION: Approved for public release; distribution is unlimited. This determination was made on 10 April 2006. Other requests for this document will be referred to USAARMC, ATTN: ATZK-DTDCD, Fort Knox, KY 40121-5123.

DISTRIBUTION: U.S. Army Training and Audiovisual Support Centers (TASCs).

Supersedes GTA 17-02-019, May 1991

**HEADQUARTERS, DEPARTMENT OF THE ARMY
NOVEMBER 2006**

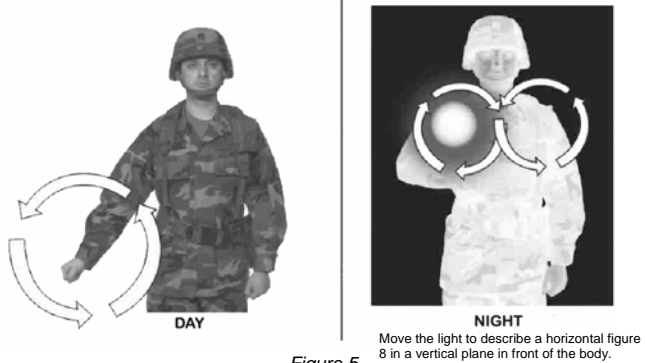


Figure 5.

START ENGINE or PREPARE TO MOVE




Figure 6.

INCREASE SPEED

REFERENCES

FM 5-10, Combat Engineer Platoon, 3 October, 1995.

FM 7-7, The Mechanized Infantry Platoon and Squad (APC), 15 Mar 1985.

FM 21-60, Visual Signals, 30 September 1987.

Quadripartite Standardization Agreement (QSTAG) 573, ed. 3, Tactical Hand and Arm Signals for the Control of AFVs, 17 December 1996.



Figure 53.
ALL CLEAR,
READY
or
UNDERSTOOD



Figure 54.
DISREGARD
or
VEHICLE OUT OF
ACTION




Figure 55.
DANGER or ENEMY IN SIGHT



Figure 7.
OPEN UP



Figure 8.
CLOSE UP



DAY

NIGHT

Rotate light to describe a circle 12 to 18 inches in diameter in the desired direction of the turn.

Figure 9.

RIGHT TURN OR LEFT TURN



Figure 10.

CLOSE DISTANCE BETWEEN VEHICLES AND STOP




Figure 50.

ASSEMBLE AND CLOSE

Figure 51.

MOVE OUT



Figure 52.

CHEMICAL, BIOLOGICAL, RADIOLOGICAL, AND NUCLEAR



Figure 47.
MOUNT




Figure 48.
DISMOUNT




Figure 49.
DISMOUNT AND ASSAULT



Figure 11.
MOVE FORWARD



Figure 12.
CHANGE DIRECTION
(TURN IN DIRECTION OF
CLOSED FIST)



Figure 13.
MOVE TO THE
LEFT



Figure 14.
MOVE TO THE
RIGHT

6



Figure 44.
BOUNDING
OVERWATCH -
COVER MY MOVE



Figure 45.
WEDGE
MOUNTED



Figure 46.
NUCLEAR WARNING

QSTAG 573

19



Figure 41.

CHEMICAL, BIOLOGICAL, RADIOLOGICAL, AND NUCLEAR ATTACK



Light is blinked.

Figure 15.

MOVE IN REVERSE (FOR STATIONARY VEHICLES)



Figure 42

TRAVELING



Figure 43.

TRAVELING OVERWATCH



Figure 16.

STOP ENGINES



Figure 17.
ATTENTION



Figure 39.
ACTION FRONT (RIGHT, LEFT, REAR),
FIGHT ON FOOT




Figure 18.
MOUNT



Figure 40.
AIR ATTACK



Figure 37.
ACTION LEFT




Figure 19.
DISREGARD PREVIOUS
COMMAND OR AS YOU WERE



Figure 38.
ACTION RIGHT



DAY



NIGHT

Figure 20.
HALT OR STOP
Move the light horizontally back and forth
several times across the path of approaching
traffic to stop vehicles. Use the same signal to
stop engines.



Figure 21.
DISMOUNT



Figure 33.
STAGGERED COLUMN



Figure 34
COLUMN



Figure 22
NEUTRAL STEER
(tracked vehicles)



Figure 23.
STOP (alternate signal to stop a
tracked vehicle)



Figure 35.
CONTACT LEFT



Figure 36.
CONTACT RIGHT



Figure 31. **QSTAG 573**
ECHELON LEFT




Figure 24.
BUTTON UP OR UNBUTTON



Figure 32. **QSTAG 573**
ECHELON RIGHT



Figure 25. **QSTAG 573**
DECREASE SPEED



Figure 26.
COIL



Figure 27.
HERRINGBONE



Figure 29.
VEE



Figure 28.
WEDGE
DISMOUNTED



Figure 30.
LINE

QSTAG 573